

**CUSTOMER COPY**

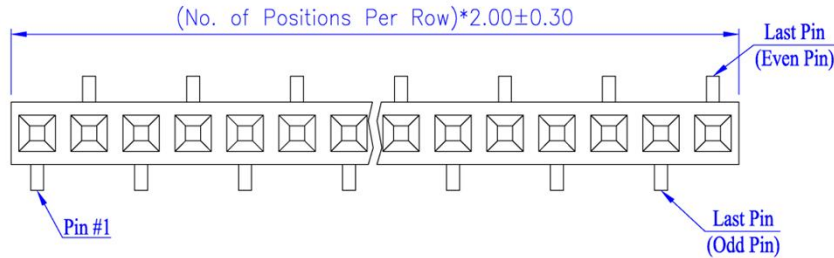
REV.	DESCRIPTION	APP.	DATE
A	NEW DESIGN	Amos	2011-09-29

**ORDER INFORMATION**

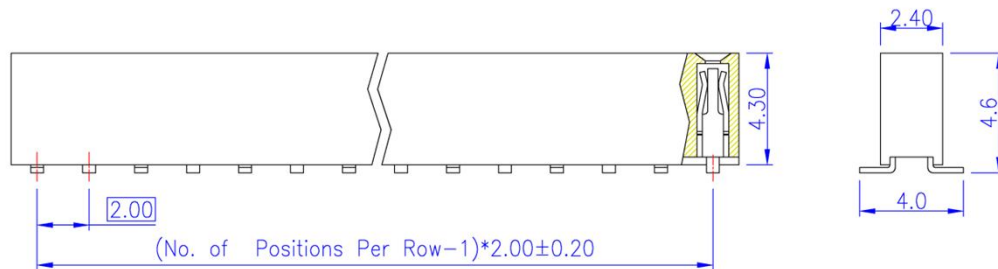
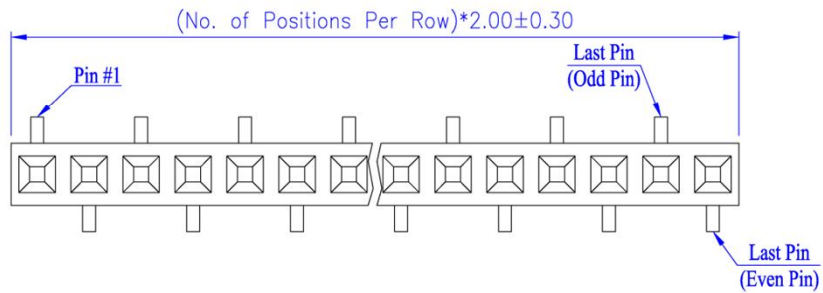
188 20 02 XX X

- 2:Plating Selective Gold
- 3:Plating Gold Flash
- No. of Contact
- 02:A Type H=4.3mm W=4.0mm
- Single Row SMT Type

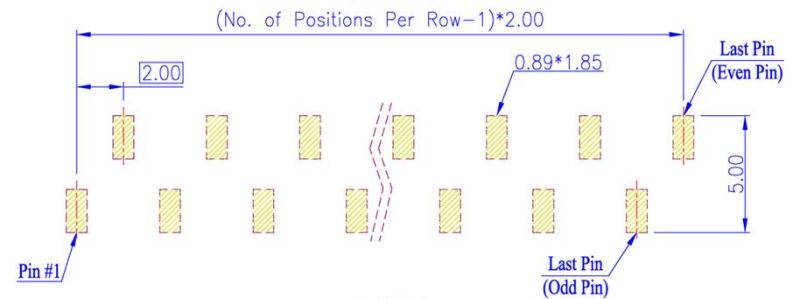
**A Type**



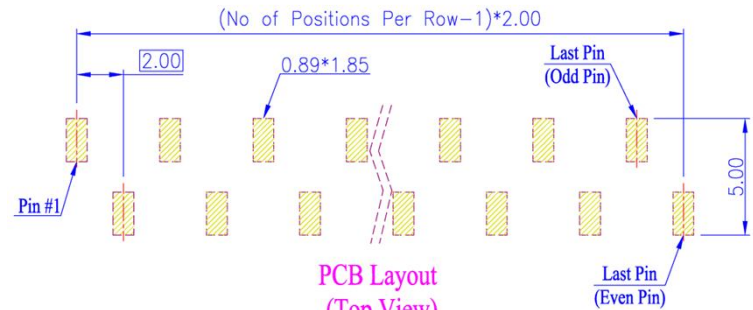
**B Type**



**A Type**



**B Type**



PCB Layout (Top View)



**Material and Finish**

- Housing: Nylon 6T (UL94V-0), Black.
- Terminal: Copper Alloy (t=0.20mm), Gold Plating.

**Electrical Characteristics**

- Current Rating: 1.0 Amp. Max..
- Dielectric Withstand Voltage: 800V AC RMS for 60Seconds.
- Insulation Resistance: 1000M Ohms Min. at 500V DC.
- Contact Resistance: 30m Ohms Max.

**Mechanical Characteristics**

- Operating Temperature: -55°C ~ +105°C



鈺滿榮企業股份有限公司 ACMELUX CO., LTD.

TEL:886-2-85124595 FAX:886-2-85124322

0.0±0.30	SCALE: 1:1	TITLE:	PART NO:
0.00±0.20	UNIT: mm	Pitch 2.0mm Single Row SMT Type	APP BY: <i>Hung</i>
0.000±0.1		Female Header Connector	CHK BY: <i>Cheryl</i>
		MATL: RoHS	DR BY: <i>Amos</i>
		DWG. NO. C1882002XXX	A015