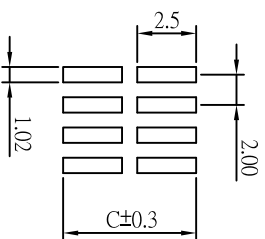
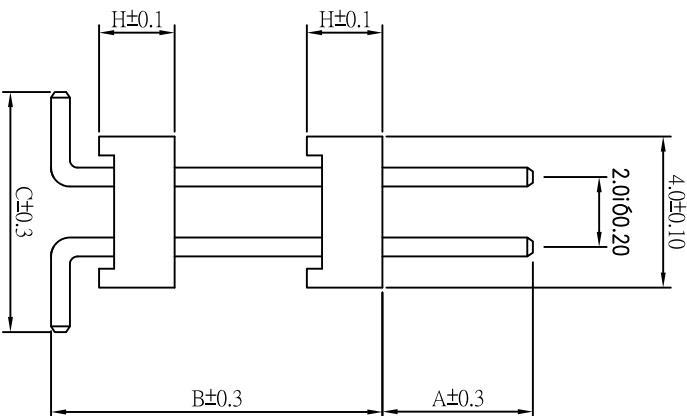
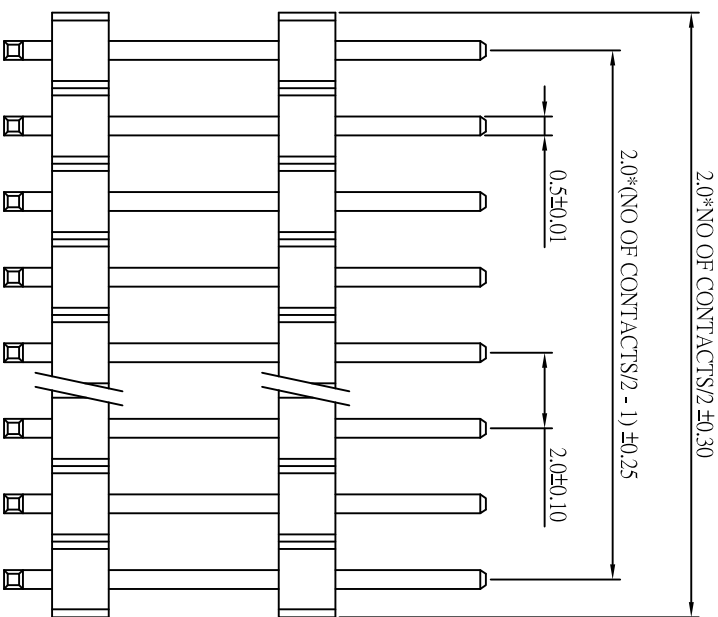


CUSTOMER COPY



Recommended P.C. Board SMD Layout

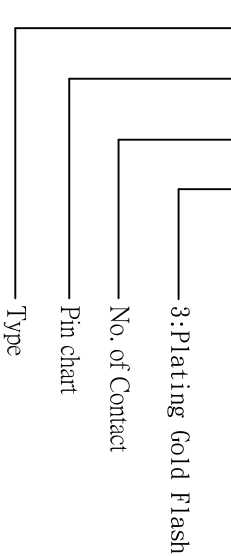
Pin Chart

No.	A	B	C	H
00	5.50	17.00	6.20	2.00
01	4.00	8.65	6.50	2.00
02	4.00	5.40	6.50	2.00
03	3.80	13.5	6.50	2.00
04	3.00	7.00	6.50	2.00
05	4.00	6.55	6.70	2.00
06	2.00	9.75	6.5	2.00
07	4.00	6.70	6.5	2.00

No.	A	B	C	H
08	4.00	12.30	6.50	2.00
09	4.00	11.00	6.20	2.00
10	4.00	10.50	6.20	2.00
11				
12				
13				
14				
15				

ORDER INFORMATION

173 72 XX XX X



SPECIFICATION

MATERIAL

- * Current Rating: 1 A
- * Withstanding Voltage: 600 VAC (1 min.)
- * Insulation Resistance: 1000 Megohms MIN.
- * Contact Resistance: 30 Milliohms MAX.
- * Operating Temperature: -55°C to +105°C
- * Retention Force: 600g MIN.
- * Contact: Brass
- * Insulator: High temperature plastic
- * Plating: Selective Gold or All Gold




钰满荣企业股份有限公司 ACME LUX CO., LTD.

TEL.:886-2-85124595

FAX:886-2-85124322

0.0±0.30	SCALE: 1:1	TITLE: Pitch 2.00X2.00mm	PART NO:
0.00±0.20	UNIT: mm	(.79*.79) SMD Dual Row	APP BY: Hung
0.000±0.1		Type Pin Header Connector	CHK BY: Cheryl



MATL: RoHS (Nylon 6T)

DWG. NO. C17372XXXXX DR BY: Amos